

ESTABLISHING A **NEW STANDARD** IN THE FOODSERVICE INDUSTRY.

G319 BB INNOVENDII ELITE

Embrace innovation and join the future of fresh food sales with Innovendi. The most customizable and adaptable smart cooler, designed to meet your needs and exceed your expectations.



KEY FEATURES



INNOVENDII ELITE

Appfree operation, large screen, flexible payment system. Innovendi will only open when presented with a payment method, while preventing the door from opening if cold chain is disrupted.



INSIGHT HEALTH LOCK

NAMAcertifiedhealth locksystem, with integrated Bluetoothcommunication: App allows operators to lock & unlock on location via Bluetooth. Latest version of electrical SouthCo lock, upgraded with the door close sensor located inside the striker.



ECO-FRIENDLY REFRIGERANT

Environmentallyfriendly hydrocarbon refrigerant has low Global Warming Potential (GWP). Meets all USA and California refrigerant and energy standards.



HIGH POWER RELIABLE REFRIGERATION SYSTEM

Fast pull down, optimal internal air circulation and reliable refrigeration, maintaining colder temperatures for food preservation



NEWLY DESIGNED CONDENSER

Newcondenserfeaturing ajointsreduction down to zero increasing long term refrigeration reliability and safeguarding against any system leaks.



STANDARD LED LIGHTING SYSTEM

Ultrabright lowenergy interior LEDillumination system provides optimal merchandise display visibility. Low profile, door mounted, clip-in LED design.



SPARK-FREE REFRIGERATION COMPONENTS

All reach-in models have spark free refrigeration components for optimal safety, per UL requirements .

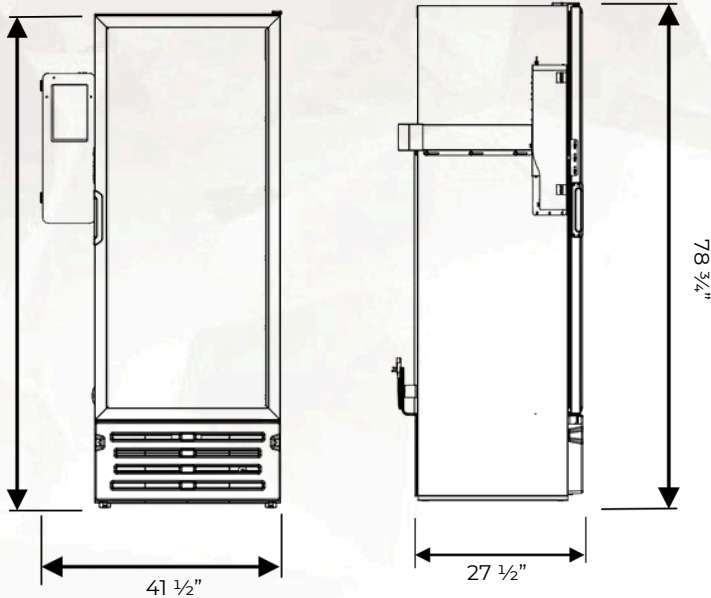
ESTABLISHING A **NEW STANDARD** IN THE FOODSERVICE INDUSTRY.

G319 BB INNOVENDII ELITE

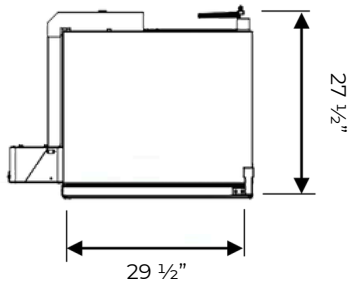
PRODUCT VIEWS

FRONT VIEW

SIDE VIEW



TOP VIEW



ADDITIONAL FEATURES



> Gravity feed




> Power Supply:
110V / 220V



> Casters available



> Payment
Terminal: Nayax



> Price Kit – Available for shelf display

Customer service and warranty

Three-year limited warranty, includes parts and labor.
An additional two-year warranty is issued on the compressor (USA & Canada only).
Operators must follow installation and operational guidelines per Imbera User's Manual.
Each cooler must be connected directly to a single power supply, otherwise warranty will be voided.
Customer service: 866.548.5770

TECHNICAL SPECIFICATIONS

Exterior Dimensions

H:	78 3/4"	200 cm
W:	29 1/2"	75 cm
D:	27 1/2"	70 cm

Interior Dimensions

H:	60 1/2"	153.6 cm
W:	25 1/2"	64.9 cm
D:	21 1/3"	54.2 cm

Usable Volume

17.02 ft³ (482 lts)

Doors

1

Door Construction

Plastic Frame

Shelves

5

Shelves size

W: 24 4/5" (63 cm)
D: 19 3/8" (49.7 cm)

External + Internal Material Prepainted steel

REFRIGERATION PERFORMANCE DATA

Refrigerant

R290 (0.065 kg)

Energy Consumption

3.040 kwh / 24 h

Compressor Power

1/4 HP

Condenser

Dynamic

Default Thermostat Setting

Cut-Out
32°F (0°C)

Cut-In
44.6°F (7°C)

ELECTRICAL DATA

Power Supply

115V / 60 Hz

AMPS

3.9

Lighting

300 Lux Output
3 modules
72 Total LED's

Plug Type

Type B (NEMA 5-15)

Controller

CIR RS232

Cord Length

118" (300 cm)

PACK-OUT CAPACITY**



	Facings	Deep	Total Capacity
5 Shelves	8	6	= 240**

LOGISTIC DATA

Trailer Loads

53': 60

Packaged Unit Weight

240.5 lb (109 kg)

Packaged Dimensions

H: 82 1/4" 209 cm
W: 32 1/8" 82 cm
D: 29 1/10" 76 cm

*Energy consumption based on ANSI/ASHRAE Standard 72-2005.

**Dimensions rounded up to the nearest inch or centimeter.

*Specifications subject to change without notice.

*H: Height, W: Width, D: Depth
2025